

**Placing your check order is easy! Simply complete the steps below:**

- ❖ Print this form
- ❖ Fill it out completely
- ❖ Fax this form **AND** your sample (check, invoice, etc.) to (301) 417-0051.
- ❖ An ABS representative will contact you to confirm your account, price and payment information.
- ❖ If your company uses a custom Logo imprint, an additional one-time setup charge will apply.
- ❖ All orders take approximately 10-14 days upon receipt of order.




























**COMPANY INFORMATION:**

Organization:		Date:
Contact:		
Address:		
City:	State:	Zip:
Phone: ( ) - ext.	Fax: ( ) -	
E-mail Address:		

**WHAT WOULD YOU LIKE TO ORDER?**

- Checks  Check Envelopes  Invoices  Statements  Deposit Books (Qty:\_\_\_\_\_)

**CHECK INFORMATION:**

Product Name (Choose One): <input type="checkbox"/> Sage MIP <input type="checkbox"/> OSAS <input type="checkbox"/> Traverse										
Are these for: <input type="checkbox"/> Accounts Payable? <input type="checkbox"/> Payroll?										
Quantity (Choose One): <input type="checkbox"/> 500 <input type="checkbox"/> 1,000 <input type="checkbox"/> 2,000 <input type="checkbox"/> 2,500 <input type="checkbox"/> 3,000 <input type="checkbox"/> Other: _____										
Starting Check Number:										
Color (Choose One): <input type="checkbox"/> Rose <input type="checkbox"/> Blue <input type="checkbox"/> Yellow <input type="checkbox"/> Grey <input type="checkbox"/> Blue Safety <input type="checkbox"/> Green <input type="checkbox"/> Tan <input type="checkbox"/> Purple <input type="checkbox"/> Pink Safety										
<b>Computer Checks Color Options</b>										
<b>Standard Colors:</b>										
<table border="0"> <tr> <td> Rose PMS 676</td> <td> Blue PMS 298</td> <td> Yellow Pantone Yellow</td> <td> Grey PMS 429</td> <td> Blue Safety</td> </tr> <tr> <td> Green: PMS 360</td> <td> Tan: PMS 466</td> <td> Purple PMS 264</td> <td> Pink Safety</td> <td></td> </tr> </table>	 Rose PMS 676	 Blue PMS 298	 Yellow Pantone Yellow	 Grey PMS 429	 Blue Safety	 Green: PMS 360	 Tan: PMS 466	 Purple PMS 264	 Pink Safety	
 Rose PMS 676	 Blue PMS 298	 Yellow Pantone Yellow	 Grey PMS 429	 Blue Safety						
 Green: PMS 360	 Tan: PMS 466	 Purple PMS 264	 Pink Safety							

**DOUBLE-WINDOW CHECK ENVELOPES INFORMATION:**  Self seal  Not self seal

Quantity (Choose One): <input type="checkbox"/> 500 <input type="checkbox"/> 1,000 <input type="checkbox"/> 2,000 <input type="checkbox"/> 2,500 <input type="checkbox"/> 3,000
---

**INVOICE/STATEMENT INFORMATION:**

Quantity (Choose One): <input type="checkbox"/> 1,000 <input type="checkbox"/> 2,000 <input type="checkbox"/> 3,000 <input type="checkbox"/> 5,000 <input type="checkbox"/> 10,000
--